



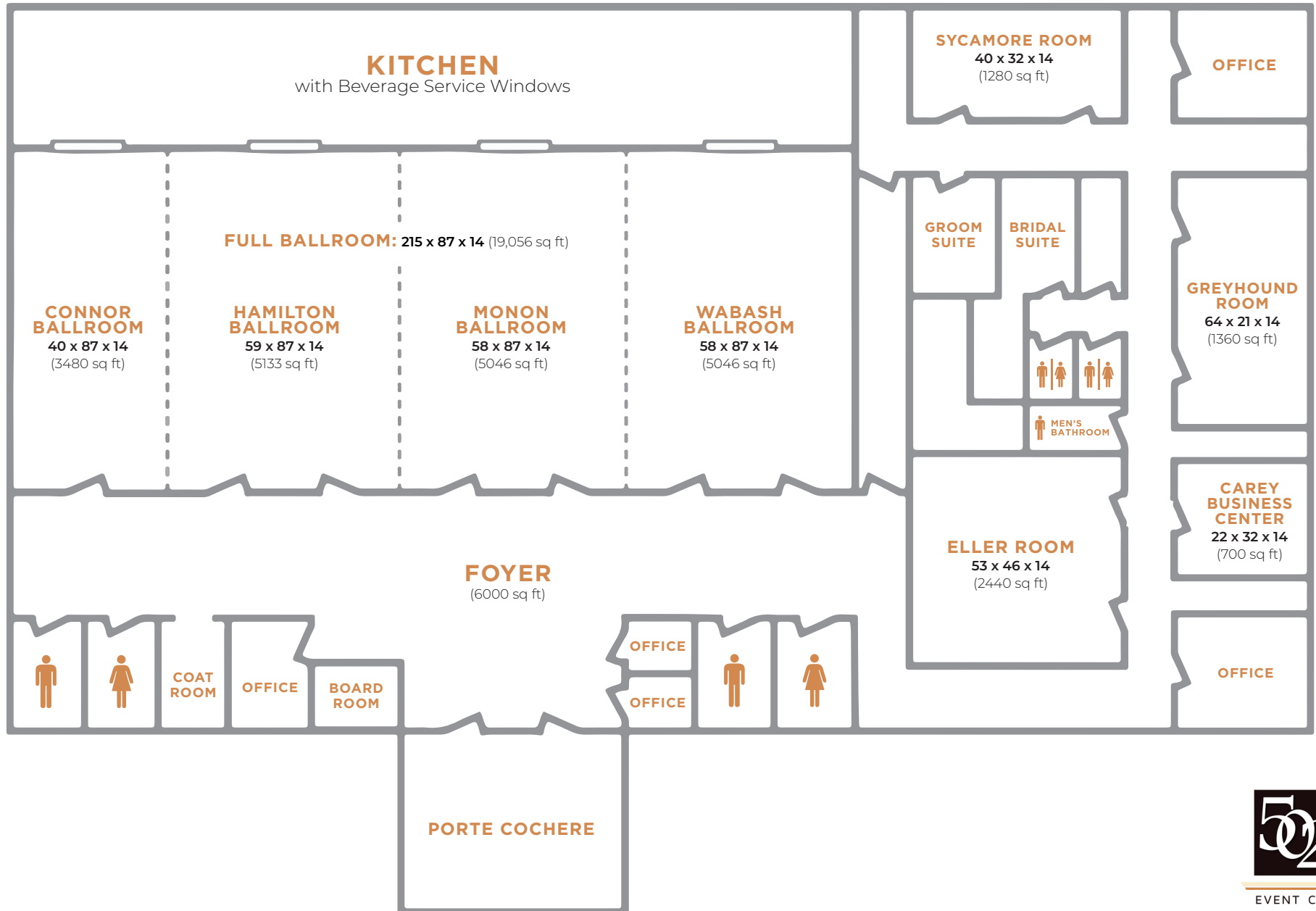
EVENT CENTRE



Venue Floorplan Overview


VENUE BLUEPRINTS • SEATING OPTIONS • MAXIMUM CAPACITIES

Venue Blueprint

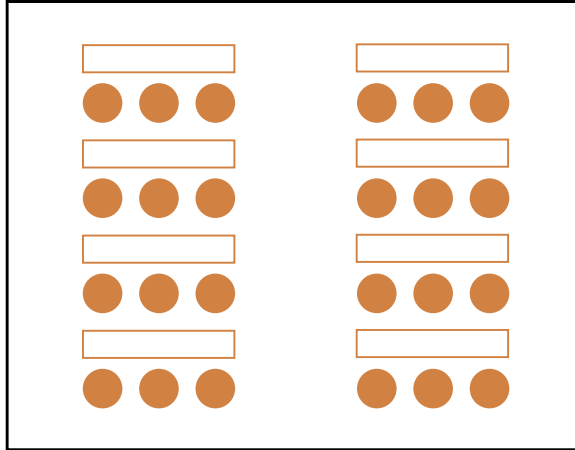


Seating Arrangement Options

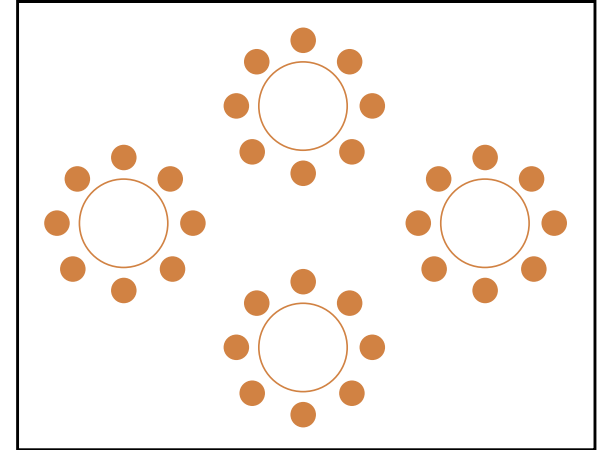
THEATRE



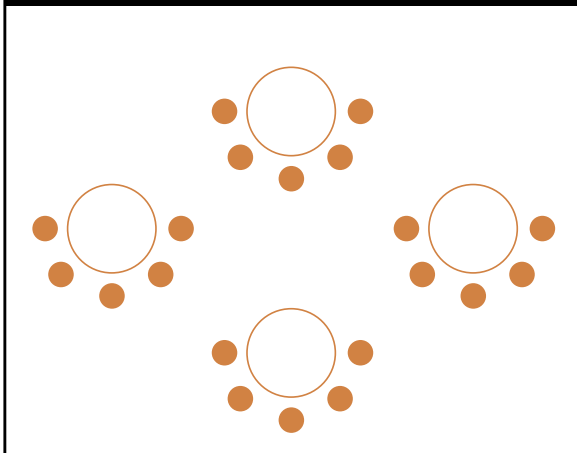
CLASSROOM



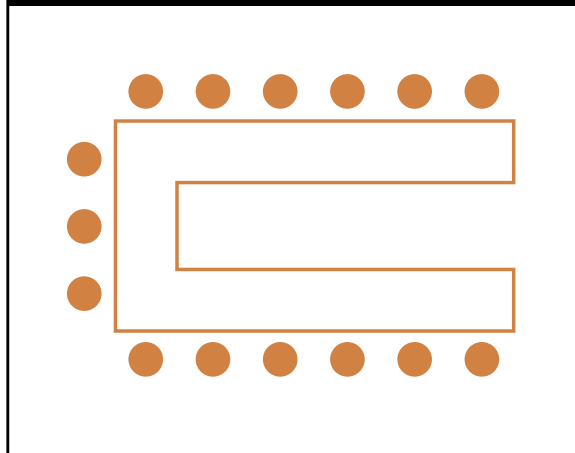
BANQUET



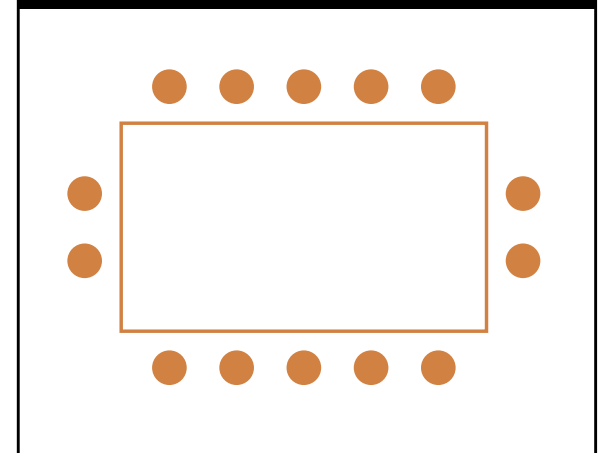
CRESCENT



U-SHAPE



BOARD ROOM





Ballroom Maximum Capacities

	NO SEATING	THEATRE	CLASSROOM	BANQUET	U-SHAPE
CONNER BALLROOM	300	275	128	180	48
HAMILTON BALLROOM	400	350	150	280	60
MONON BALLROOM	400	350	150	280	60
WABASH BALLROOM	400	350	150	280	60

SIDE NOTE:

You are not limited to these seating layout options! If you are interested in other seating arrangements please ask your event coordinator for confirmation!



Conference Center Maximum Capacities

	NO SEATING	THEATRE	CLASSROOM	BANQUET	CRESCENT	U-SHAPE	BOARD ROOM
ELLER	250	220	136	150	72	36	40
CAREY	50	50	24	24	18	16	16
GREYHOUND	100	100	60	72	36	32	32
SYCAMORE	80	80	48	40	24	20	16

SIDE NOTE:

You are not limited to these seating layout options! If you are interested in other seating arrangements please ask your event coordinator for confirmation!